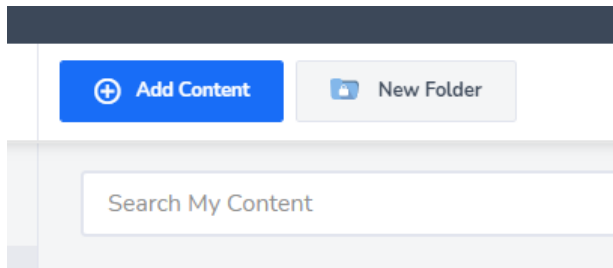


## H5P Tutorial – Getting Started

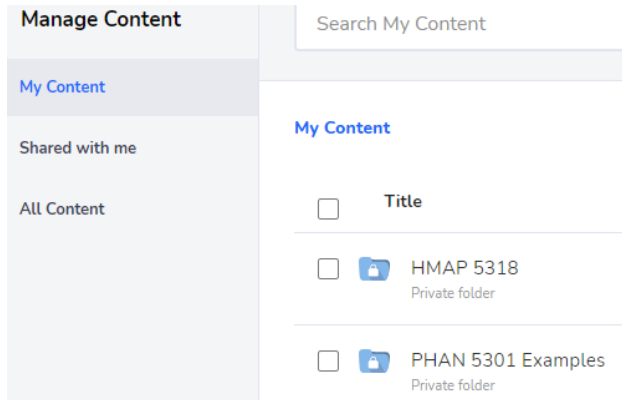
1. Create a folder for each course



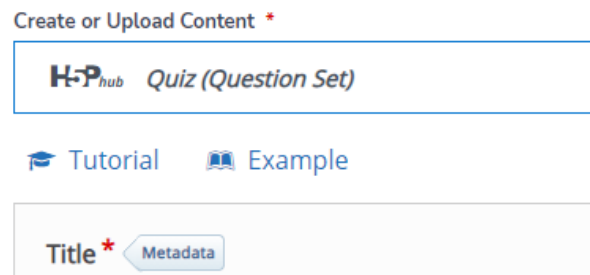
### H5P Online Tutorials

<https://h5p.org/documentation/for-authors/tutorials>

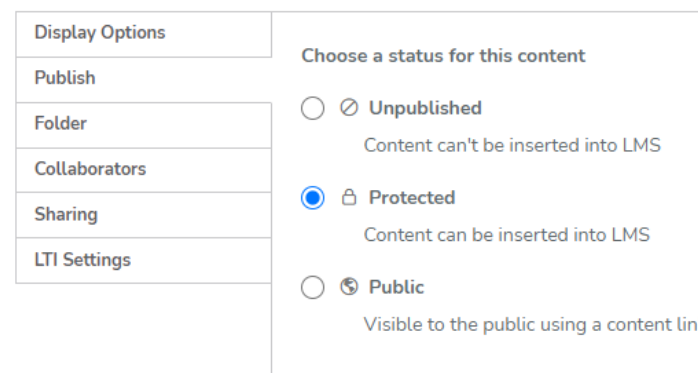
2. Locate folder in My Content list and select




3. Click Add Content button
4. Scroll through types
  - a. You can click Details for further explanation and Demo
  - b. Select type
5. You can watch a tutorial or look at an example



6. Continue to build out your exercise
7. Save
8. Publish



9. Go to Canvas page to insert

- a. Edit > place insertion point where you want the H5P exercise to live > click the plug icon  > scroll to H5P or click View All Content > search for H5P > select > in the pop up window, scroll to the folder and exercise > click the green Insert button